FDV – LT 205-E betongrekkverk (90 cm)

Produsent: SVB Gruppen AS, Tonstadveien 7B, 4440 TONSTAD 06.02.2026
System: LT 205-E Enkel betongrekkverk – 90 cm (H2)

1. Produktinformasjon
Dette dokumentet beskriver forvaltning, drift og vedlikehold av LT 205-E Enkel betongrekkverk med høyde 90 cm. Rekkverket er et ikke-deformerbart sikkerhetsrekkverk for bruk på riksveg og motorveg.

Ytelse og utførelse:
- Kapasitetsklasse: N2-H2-L2
- Standard: NS-EN 1317-5:2007+A2:2012/AC:212
- Betongkvalitet: B45 SV40 (MF40) inkl. 1 kg pp fiber
- Armering: 3 stk Ø8 mm kamstål, langsgående
- Fasthetsklasser B10 - B95
- Iht. NS-EN 206

2. Drift og vedlikehold
Rekkverket skal inspiseres minst én gang per år samt etter påkjørsler, anleggsarbeid eller vinterdrift. Det skal kontrolleres for sprekker, avskalling, deformasjoner, setninger og synlig armering. Produktene krever ingen service. Imidlertid vil surt miljø kunne skade betongens overflate. Rengjøring med rent vann skal utføres ved behov.

3. Skader og reparasjon
Rekkverket anses som skadet dersom det foreligger påkjørselsskader, sprekker, løs betong eller deformasjon. Reparasjoner skal utføres slik at rekkverkets opprinnelige sikkerhetsytelse opprettholdes. Betongavfall kan normalt legges på vanlig godkjent søppelfylling. Betong kan gjenbrukes som fyllmasser. Armering fjernes før betong gjenbrukes som fyllmasser

4. Bestandighet og levetid
Rekkverket er produsert i bestandig betong B45 SV standard (MF40) med prosjektert teknisk levetid på minimum 50 år forutsatt normalt vegmiljø og korrekt vedlikehold.

Teknisk support:
Tlf nr +47 959 16 117

SVB Gruppen AS
Tonstadveien 7B, 4440 Tonstad
Org nr. 923 659 064

Web: www.svb.no
Mail: terje.moen@svb.no

Statens vegvesen

Linetech GmbH & Co. KG
Eschelbacher Straße 1
56410 Montabaur
Tyskland

Hermann Volk

Behandlende enhet:	Saksbehandler/telefon:	Vår referanse:	Deres referanse:	Vår dato:
Vegdirektoratet	Fredrik Nyberg / 40035038	24/2207-11		20.02.2024

Samsvarsgodkjenning av LT 205-12 og LT 205-SF vegrekkverk

Det vises til søknad vedrørende samsvarsgodkjenning av LT 205-12 og LT 205-SF vegrekkverk fra Linetech GmbH & Co. KG med journalnummer 23/10106-72 datert 16.08.23.

Søknaden inneholder:

- Testrapport nummer
  - Y99.03.O11_Rev01 (TB11 test) datert 30.07.15 av LT 205-10. Testen er utført av TÜV SÛD Auto Service GmbH testsenter
  - 21.TR.017/SEH (TB32 test) datert 12.04.21 av LT 205-SF. Rekkverket er testet av TASS International B.V. testsenter
  - 16.TR.069/RF (TB51 test) datert 02.11.16 av LT 205-12. Rekkverket er testet av TASS International Safety Center BV.
- Tegning Linetech LT 205-12 datert 14.10.22, tegning Linetech LT 205-12 version «strip foundation» datert 30.11.22 og monteringsbeskrivelse av rekkverket.
- Produktsertifikat nummer 0531-CPR-1317-1630 utstedt av TÜV SÜD akkreditert teknisk kontrollorgan.

LT 205-12 vegrekkverk er et plasstøpt betongrekkverk i modifisert New Jersey-profil på siden som vender mot trafikken. Rekkverket er forsterket med stålarmering. LT 205-12 installeres på asfaltlag eller betong som er minst 0,12 meter tykt, og festes til underlaget gjennom en rektangulær fordypning med 0,1 m bredde og 0,03 m dybde. Rekkverket har en bredde på 0,6 meter og en høyde på 0,9 meter. Det skal være minst 0,1 meter med asfalt eller betong bak rekkverket. LT 205-SF er identisk med LT 205-12, men monteres på en opphøyd kant i asfalt eller betong. Betingelser for feste til opphøyd kant er likt som for LT 205-12. Rekkverkene produseres av Linetech GmbH & Co. KG.

LT 205-12 og LT 205-SF vegrekkverk er i samsvar med nasjonale krav gitt i vegnormal N101. I henhold til byggevareforordningen 305/2011 har produktet gjennomgått

Postadresse
Statens vegvesen
Vegdirektoratet
Postboks 1010 Nordre Ål
2605 LILLEHAMMER

Telefon: 22 07 30 00

firmapost@vegvesen.no

Org.nr: 971032081

Kontoradresse
Innspurten 11C
0663 OSLO

Fakturaadresse
Statens vegvesen
Fakturamottak DFØ
Postboks 4710 Torgarden
7468 Trondheim

tredjepartskontroll. Produktets ytelser fremgås i produktsertifikatet 0531-CPR-1317-1630. Rekkverkene tilfredsstiller kravene til styrkeklasse L2 og H2 med arbeidsbreddeklasse W1, inntrengningsklasse VI1, skadeklasse B og snøklasse 4. Rekkverkene tilfredsstiller også kravene til styrkeklasse N2 med arbeidsbreddeklasse W1, skadeklasse B og snøklasse 4.

Med grunnlag i overnevnte gis herved adgang til bruk av LT 205-12 og LT 205-SF vegrekkverk på offentlig veg i Norge.

Leverandøren skal levere monteringsbeskrivelse til brukere for å sikre kvalitet av installasjon og fremtidig vedlikehold. LT 205-12 og LT 205-SF skal monteres i henhold til produsent/leverandørens monteringsbeskrivelse. Vegnormal N101 legges til grunn for valg, bruk, plassering og innfesting av rekkverket og rekkverksender.

Vegdirektoratet publiserer en rekkverksliste med tilhørende gyldige dokumenter på vegvesen.no. Vegdirektoratet forbeholder seg retten til å endre eller tilbakekalle samsvargodkjenningen. Eventuelle endringer i produktets utforming eller materiale vil ugyldiggjøre denne godkjenningen.

Med hilsen
Sigmund Reinsborg Log

Seksjonssjef Fredrik Nyberg

Dokumentet er godkjent elektronisk og har derfor ingen håndskrevne signaturer.

This documentation is the property of Linetech GmbH & Co. KG. Any copying, microfilming, photomechanical reproduction, translation, as well as storage and processing in electronic systems, remains reserved and is not permitted without written approval.

[cm]

SIDE VIEW:

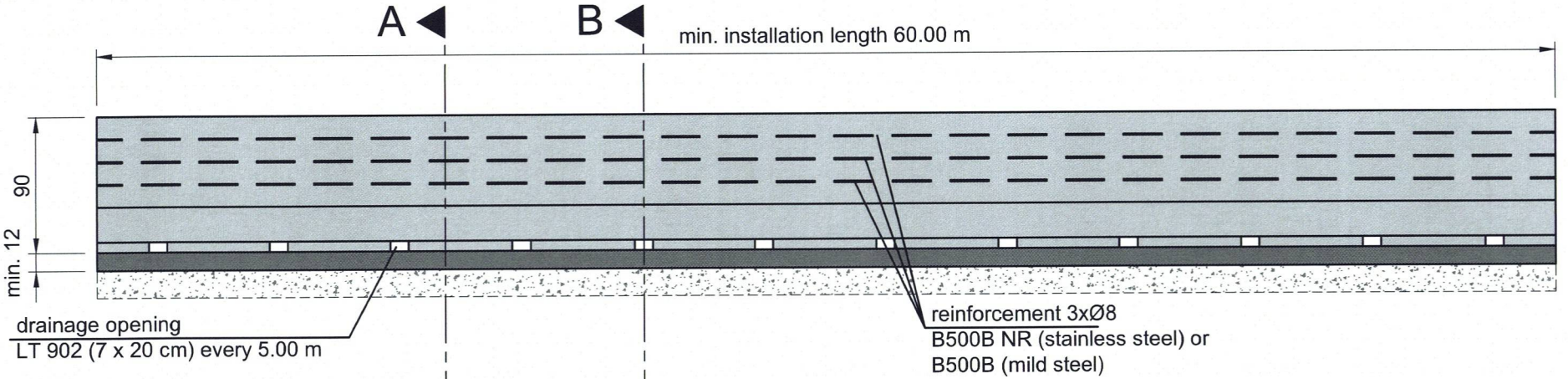

TOP VIEW:

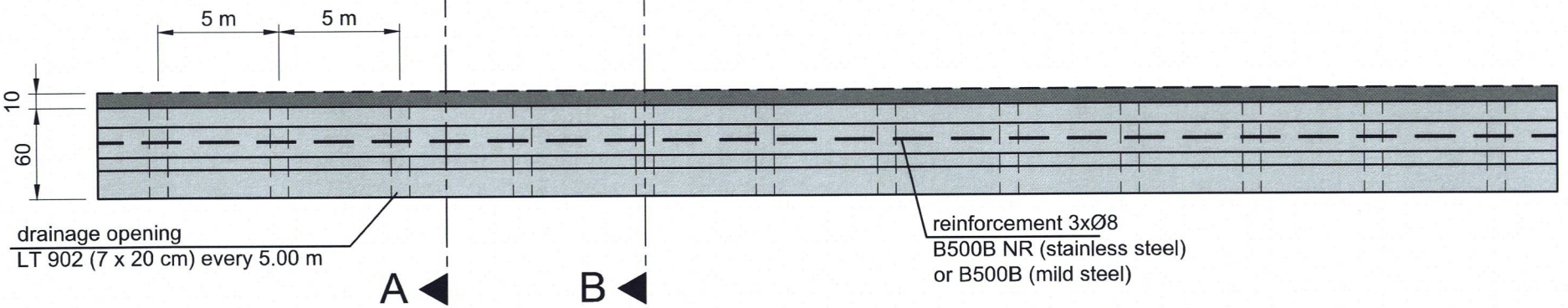

joint cut: regular distance every 5.00 m
if mounted to be performed at position of drainage opening
Optional: drainage opnening LT 902 (7 x 20 cm), approximately 5.00 m

LINETECH GmbH & Co. KG	scale:	sheet: 1
Linetech LT 205-12	system drawing	
	date	name
drawing	14.10.2022	TL
review		

CROSS SECTION A-A [cm]

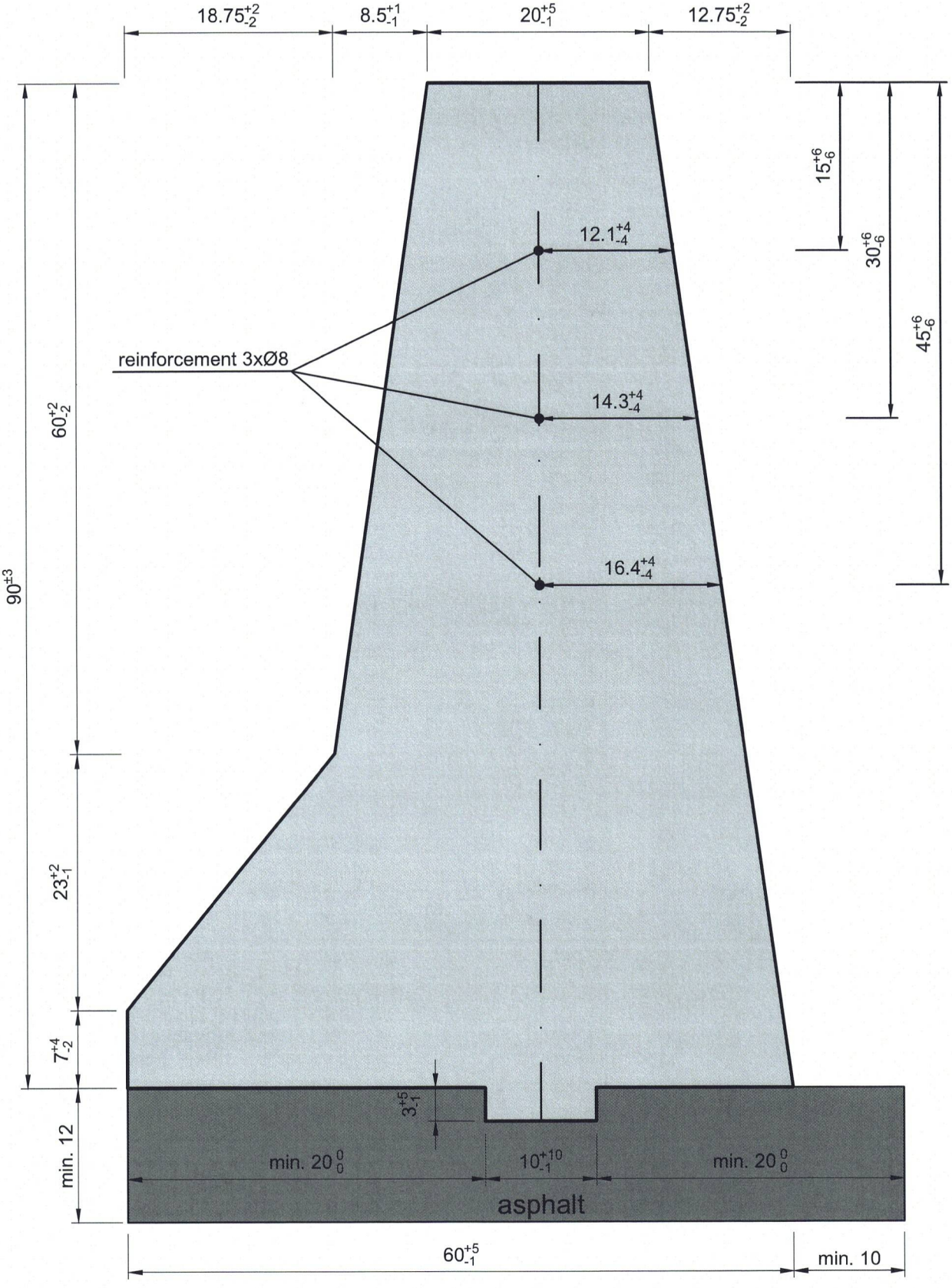

MATERIAL

concrete: C 30/37 LP
XC4, XD3, XF4, WA
reinforcement: B500B NR (stainless steel) or B500B (mild steel)
foundation: asphalt min. 12 cm

LINETECH GmbH & Co. KG

scale:	sheet:
	2

Linetech
LT 205-12

cross section A-A

	date	name
drawing	14.10.2022	TL
review		

This documentation is the property of Linetech GmbH & Co. KG. Any copying, microfilming, photomechanical reproduction, translation, as well as storage and processing in electronic systems, remains reserved and is not permitted without written approval.

This documentation is the property of Linetech GmbH & Co. KG. Any copying, microfilming, photomechanical reproduction, translation, as well as storage and processing in electronic systems, remains reserved and is not permitted without written approval.

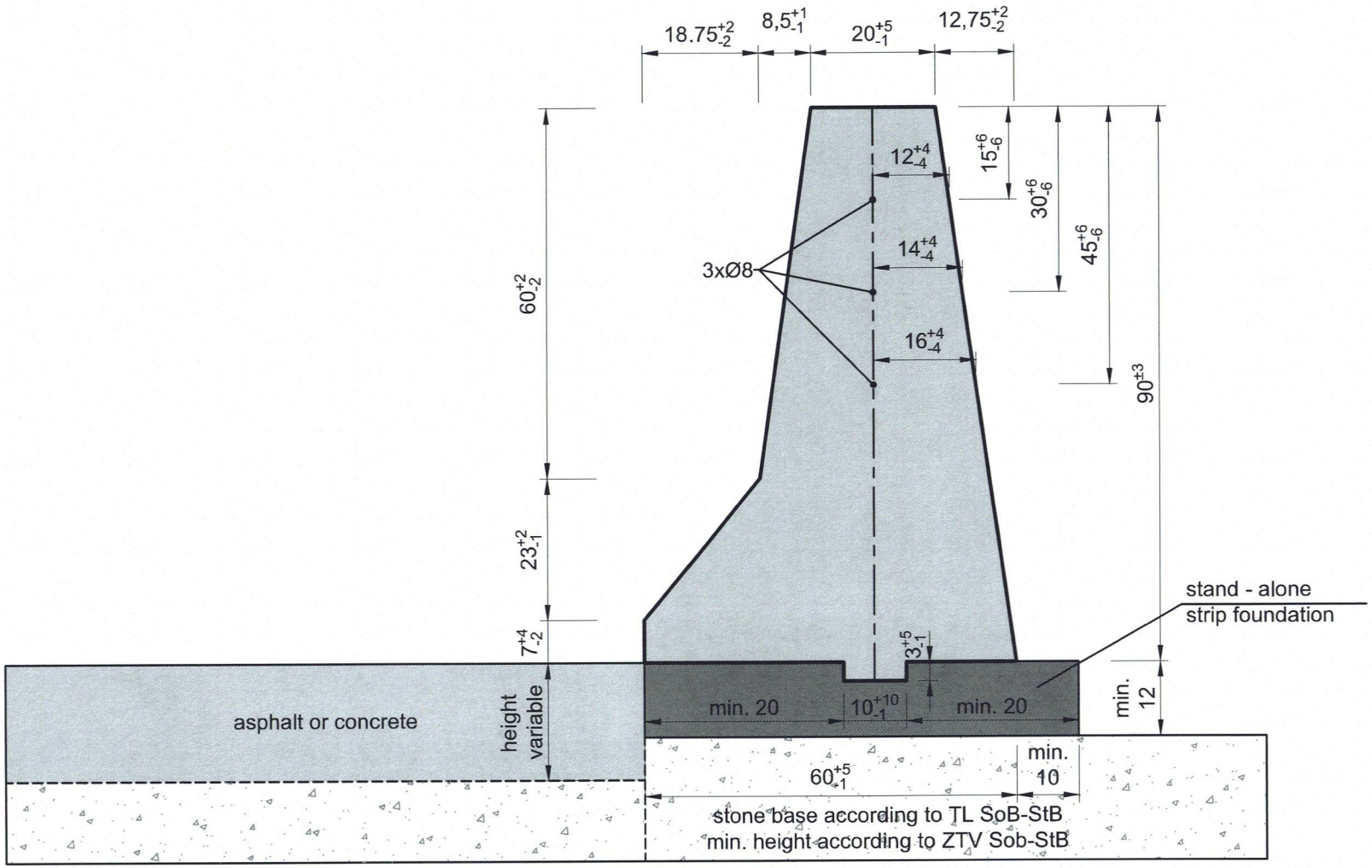

LINETECH GmbH & Co. KG	scale:	sheet: 7
Linetech LT 205-12 version "strip foundation"	assembly drawing	
	date	name
drawing	30.11.2022	T. Lämmchen
review		

ZERTIFIKAT ◆ CERTIFICATE ◆ 認証証書 ◆ СЕРТИФИКАТ ◆ CERTIFICADO ◆ CERTIFICAT

Landesgesellschaft Österreich

Certificate of constancy of performance
Certificate - No.: 0531 – CPR – 1317 – 1630

In compliance with Regulation 305/2011/EU of the European Parliament and of the Council of 9 March 2011 (the Construction Products Regulation or CPR), this certificate applies to the construction product

LT 205
(= LT 205-10)

Containment level:	N2	H2	L2
Normalized working width:	W1	W2	W2
Impact severity:	B	B	B
Normalized dynamic deflection:	0.0 m	0.2 m	0.2 m
Normalized vehicle intrusion:	NPD	VI1	VI1
Resistance to snow removal:		Class 4	

Durability: Strength class according to EN 13369: C30/37
Exposure class according to EN 206: XC4/XD3/XF4
Exposure class according to DIN 1045-2: XC4/XD3/XF4/WA

placed on the market by

Linetech GmbH & Co. KG
Eschelbacher Str. 1
56410 Montabaur, Germany

and produced by the manufacturers

Heinz Schnorpfeil Bau GmbH Kastellauner Str. 51 56253 Treis-Karden, DE	WALLSTOP GmbH & Co. KG Kastellauner Str. 51 56253 Treis-Karden, DE
VSB infra GmbH & Co. KG. Pottgießerstraße 21 44147 Dortmund, DE	SIA „A7 BETONS“ Amulas 2a 1002 Riga, LV

This certificate attests that all provisions concerning the assessment and verification of constancy of performance described in Annex ZA of the standard

EN 1317-5:2007+A2:2012/AC:2012

under system 1 for the performance set out in this certificate are applied and that the factory production control conducted by the manufacturer is assessed to ensure the constancy of performance of the construction product.

This certificate was first issued on 26.03.2015 based on the report 28306/24.03.2015, which was amended and replaced by report 28306 Rev. 1/11.11.2020. It will will remain valid as long as neither the harmonised standard, the construction product, the AVCP methods nor the manufacturing conditions in the plant are modified significantly, unless suspended or withdrawn by the notified product certification body.

Vienna, 04.02.2022

TÜV SÜD Landesgesellschaft Österreich 05

Notified body, No. 0531

(Dipl.-Ing. Gerald Bachler)

TÜV SÜD Landesgesellschaft Österreich GmbH, Zertifizierungsstelle für Produkte, Franz-Grill-Straße 1, 1030 Wien, AT

07.Str.071 certificate of consistency of performance EN 1317 A2 englisch 21.03.2018

ZERTIFIKAT ◆ CERTIFICATE ◆ 認証証書 ◆ СЕРТИФИКАТ ◆ CERTIFICADO ◆ CERTIFICAT

Akkreditierung Austria 0917 ISO/IEC 17065

TÜV SÜD Landesgesellschaft Österreich

Annex to certificate of constancy of performance Certificate - No.: 0531 – CPR – 1317 – 1630

For the construction product **LT 205** (= LT 205-10)

Placed on the market by **Linetech GmbH & Co. KG**
Von-Hünefeld-Straße 99
50829 Köln, DE

Modification 1: Approved on 25.11.2015/ 06.05.2021	Use of stainless-steel reinforcement 1.4482: Stainless steel with the grade 1.4482 (Inoxripp 4486) may be used for the reinforcement steel. The mentioned modification was judged and assessed in the report 34209. This approval is valid for LT 205-10, LT 205-12, LT 206 and LT 205-SF.
Modification 2: Approved on 12.01.2017	Continuous 12 cm asphalt foundation: The safety barrier with containment level N2, H2 and L2 may be installed on a continuous asphalt foundation t ≥ 12 cm. The working width changes because of this modification from W2 to W1 and the normalized dynamic deflection changes from 0.2 m to 0.0 m. The essential characteristics are: N2-W1-B-D_N=0.0m and H2/L2-W1-B-D_N=0.0m-VI1. The mentioned modification was judged and assessed in the report 62531. New name of this system: **LT 205-12**
Modification 3: Approved on 13.01.2017	Double sided variation: The system (LT 205-10) can alternatively be produced as a double-sided symmetric variation. Because of the larger system width, the working width changes for containment level N2 from W1 to W2 and for H2/L2 from W2 to W3. The essential characteristics are: N2-W2-B-D_N=0.0m and H2/L2-W3-B-D_N=0.2m-VI1.The mentioned modification was judged and assessed in the report 62530.
Modification 4: Approved on 11.11.2020/ 06.05.2021	Use of mild steel reinforcing steel: The reinforcing steel 1.4571 can be replaced by reinforcing steel DIN 488-1 - B500B. This is possible because of the equivalence regarding mechanical properties. In order to ensure durability alternative measures shall be implemented, e.g. joint sealing. This approval is valid for LT 205-10, LT 205-12, LT 206 and LT 205-SF.
Modification 5: Approved on 26.02.2021	Symmetric cross section and 12 cm asphalt foundation The cross section of safety barrier LT 205 (= LT 205-10) is changed to a symmetric contour and the asphalt foundation is increased to t_{min} = 12 cm. The essential characteristics are: N2-W2-B-D_N=0.0 m and H2/L2-W2-B-D_N=0.0 m-VI1. The new name of this concrete safety barrier is **LT 206**. The investigation, assessment and approval of those changes are recorded in modification report 725169973.

Vienna, 04.02.2022

TÜV SÜD Landesgesellschaft Österreich GmbH Notified body No. 0531 05

(Dipl. – Ing. Gerald Bachler)

TÜV®

ZERTIFIKAT ◆ CERTIFICATE ◆ 認証証書 ◆ СЕРТИФИКАТ ◆ CERTIFICADO ◆ CERTIFICAT

Akkreditierung Austria 0917 ISO/IEC 17065

TÜV SÜD Landesgesellschaft Österreich

Annex to certificate of constancy of performance Certificate - No.: 0531 – CPR – 1317 – 1630

Modification 6: Approved on 06.05.2021	Concrete foundation: The safety barriers LT 205 (= LT 205-10), LT 205-12, LT 206 and LT 205-SF can be erected on identical concrete foundations instead of on asphalt foundations. The essential characteristics are not negatively affected by this change. The investigation, evaluation and approval of these changes were recorded in the modification report 725175580_2.
Modification 7: Approved on 06.05.2021	Backfilling: The safety barriers LT 205 (= LT 205-10), LT 205-12 and LT 205-SF can be back-filled with gravel or soil. The essential characteristics are not negatively affected by this change. The investigation, evaluation and approval of these changes were recorded in the modification report 725175580_2.
06.05.2021	**LT 205-SF**: Based on vehicle impact tests for the in-situ concrete safety barrier LT 205-SF the constancy of performance is certified. This safety barrier is installed on to an asphalt strip foundation with min. thickness of 12 cm and min. width of 70 cm. The essential characteristics are: N2-W1-B-D_N=0.0 m and H2/L2-W1-B-D_N=0.0m-VI1; resistance to snow removal operations = class 4, durability = EN 206 - C30/37 XC4/XD3/XF4; assessment report 725175580_1 rev. 1, 23.06.2021. This safety barrier differs from the safety barrier LT 205 in the thickness of the strip foundation and from the safety barrier LT 205-12 in that the foundation is designed as a strip foundation. The safety barrier LT 205-SF can therefore also be considered as a modification of the two aforementioned safety barriers.
Modification 8: Approved on 06.05.2021	LT 205-SF – double sided: The cross section of the safety barrier LT 205-SF is changed from asymmetric to symmetric with a width of 74,5 cm instead of 60 cm. This change increases the class of normalized working width from W1 to W2, the other essential characteristics remain unchanged. The essential characteristics are: N2-W2-B-D_N=0.0 m and H2/L2-W2-B-D_N=0.0m-VI1. The investigation, assessment and approval of that change are recorded in modification report 725175580_1 rev. 1.
Modification 9: Approved on 04.02.2022	LT 205-SF: The concrete strip foundation and the concrete safety barrier may be constructed in one and the same operation (monolithic construction). The essential characteristics remain as stated above. The investigation, assessment and approval of that change are recorded in modification report 725195272.

Vienna, 04.02.2022

Notified body, No. 0531

(Dipl. – Ing. Gerald Bachler)

TÜV SÜD Landesgesellschaft Österreich GmbH, Zertifizierungsstelle für Produkte, Franz-Grill-Straße 1, 1030 Wien, AT

TÜV®

07.Str.071 certificate of consistency of performance EN 1317 A2 englisch 21.03.2018